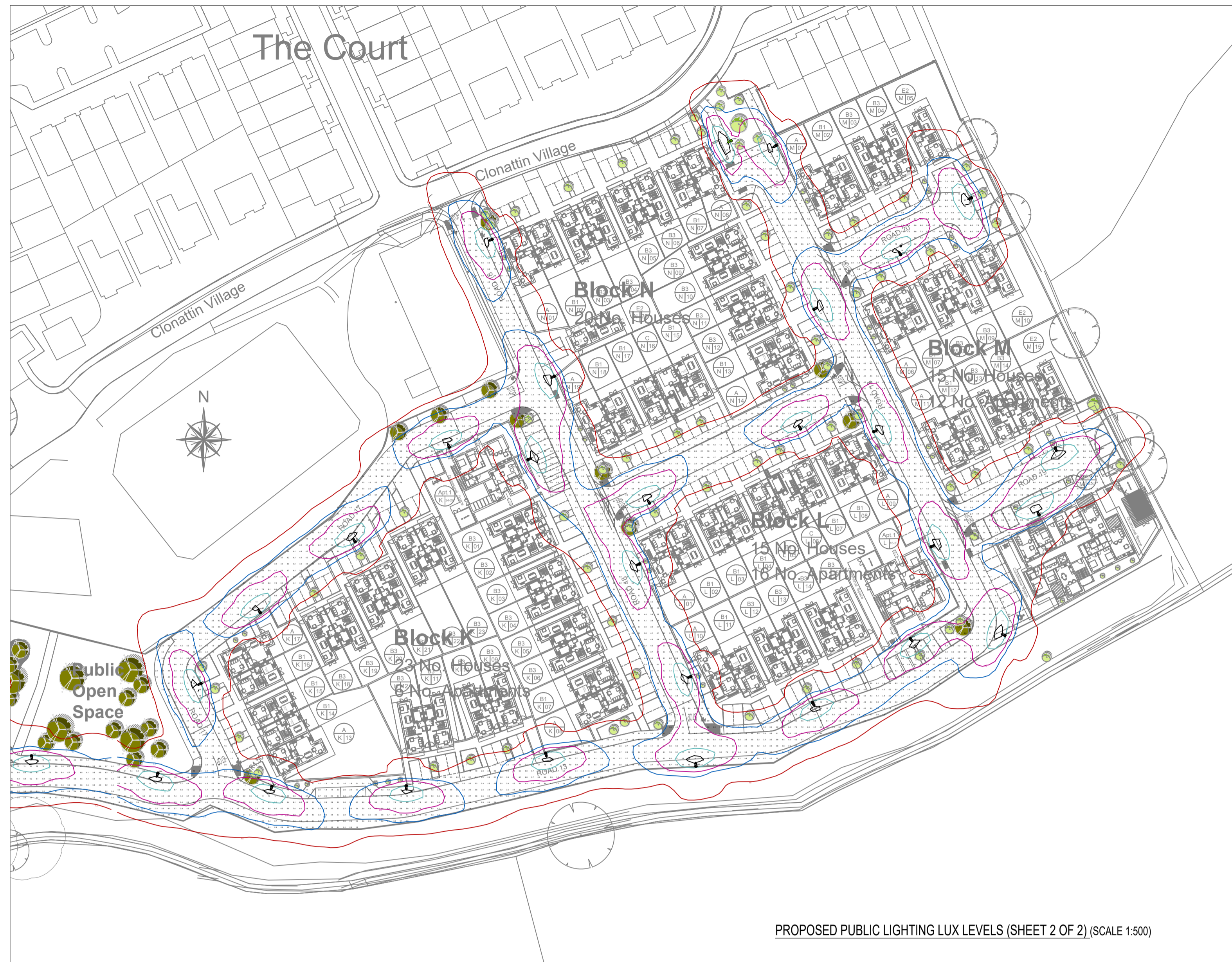
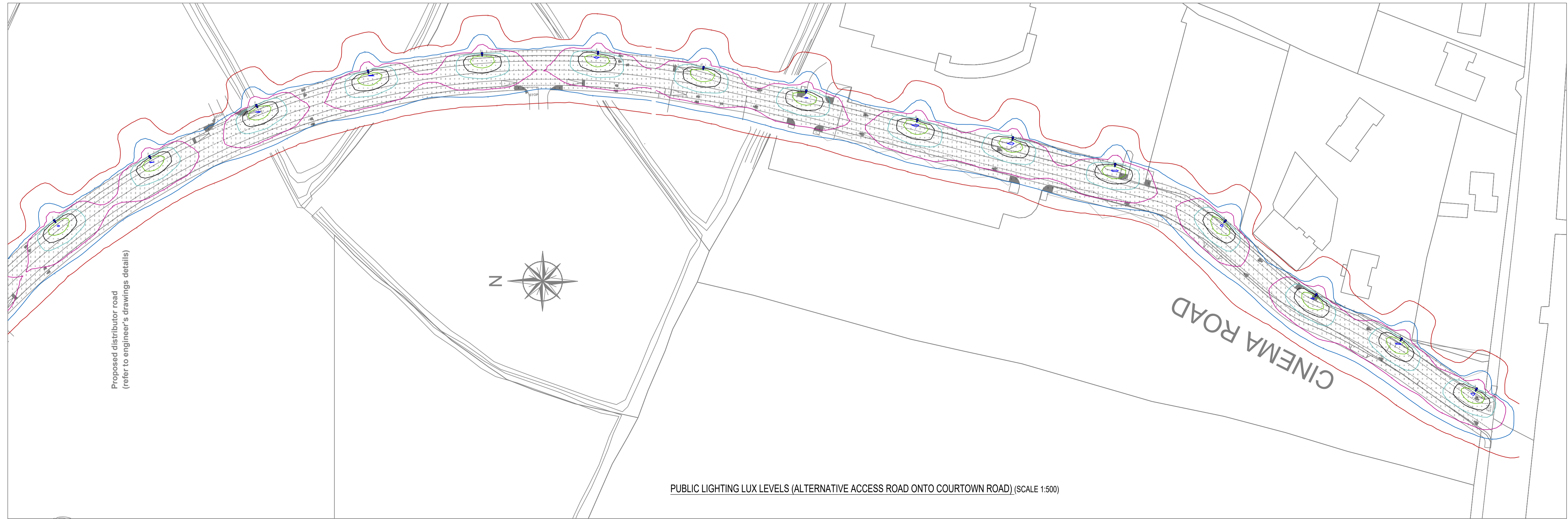


The Court



PROPOSED PUBLIC LIGHTING LUX LEVELS (SHEET 2 OF 2) (SCALE 1:500)

FOR CONTINUATION SEE DRAWING No. J1616/02-3



PUBLIC LIGHTING LUX LEVELS (ALTERNATIVE ACCESS ROAD ONTO COURTTOWN ROAD) (SCALE 1:500)

FOR CONTINUATION SEE DRAWING No. J1616/02-3

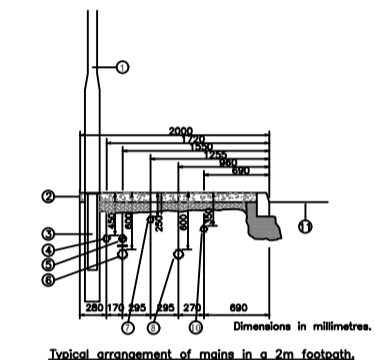
Proposed distributor road
(refer to engineer's drawings details)

GENERAL NOTES
 ANY DISCREPANCIES OR OMISSIONS TO BE REPORTED TO JAK CONSULTING ENGINEERS IMMEDIATELY.
 DO NOT SCALE - WORK FROM FIGURED DIMENSIONS ONLY.
 THIS DRAWING IS TO BE READ IN CONJUNCTION WITH ALL CIVIL ENGINEERS, STRUCTURAL ENGINEERS, ARCHITECTS & ALL OTHER RELEVANT DRAWINGS & SPECIFICATIONS RELATING TO THE PROJECT.
 ALL DIMENSIONS TO BE CONFIRMED ON SITE.
 THIS DRAWING IS THE PROPERTY OF JAK CONSULTING ENGINEERS AND IT OR ITS CONTENTS CANNOT BE COPIED, REPRODUCED OR OTHERWISE USED WITHOUT THE PERMISSION & CONSENT OF JAK CONSULTING ENGINEERS. ©

- TYPE 1 COLUMN DETAILS**
- HEIGHT : 6m
 - BRACKET LENGTH : Post-top
 - INCLINATION : 5 Degrees
 - COLUMN QUANTITY : 107no
- LANTERN DETAILS**
- AVERAGE WATTAGE (CLO) : 21w LED
 - MAKE & MODEL : C LI Phosco P852-12-P4-NW-CB0550
- TYPE 2 COLUMN DETAILS**
- HEIGHT : 5m ABACUS Raise & lower type
 - BRACKET LENGTH : Post-top
 - INCLINATION : 0 Degree
 - COLUMN QUANTITY : 2no
- LANTERN DETAILS**
- AVERAGE WATTAGE (CLO) : 9w LED
 - MAKE & MODEL : C LI Phosco P852-12-R3B-NW-CB1020

- MICRO PILLAR (MCP-00)
- DENOTES NEW 110mm² PUBLIC LIGHTING DUCT ROUTE
- NEW ESB MINIPILLAR & CHAMBER
- Beam Aiming Target
- Photometric Centre

Notes:
 All LED lanterns must have Constant Light Output (CLO).
 Automatically dimmed to 50% each night from 12 midnight to 6am.
 All lanterns to have 7pin NEMA sockets fixed.
 Electronic Photocells switched at 35% lux.
 All columns, lanterns, cables and plates, shall comply with Local Authority General Specification for Public Lighting.
 No more than 10m between lanterns along distance of PL columns.
 Minimum set-back of columns is 800mm from face of kerb.



- 1 Lamp Standard
- 2 Bracket
- 3 Outside lamp cable
- 4 Cable holder electrical
- 5 Lamp wiring electrical
- 6 Cable holder electrical
- 7 Cable
- 8 Water
- 9 Telecommunications
- 10 Cableway

MOUNTED ON 6 METRE POLE C/W GLASS SHIELD

REV	Description	NM	JK	09/11/2020
PL1	PLANNING	NM	JK	09/11/2020

JAK
 Consulting Engineers
 Mechanical, Electrical & Sustainability Consultants
 12 Cornhill Lane, Dublin 8, Ireland
 Ph: +353 (0)1 479 5500
 E: info@jak.ie
 www.jak.ie

PROJECT CLIENT:
 AXIS CONSTRUCTION
 CLONATTIN ROAD RESIDENTIAL DEVELOPMENT
 GOREYBRIDGE, Co. WEXFORD

ARCHITECT:
 REDDY ARCHITECTURE + URBANISATION
 41 DEAN STREET, KILKENNY RG5 P291

DRAWING TITLE:
 SITE SERVICES LAYOUT
 PUBLIC LIGHTING SERVICES LUX LEVELS

DRAWING REFERENCE: J464/B-202-4	DRAWING PROJECT STATUS: PLANNING	REVISION REF.: PL1
FILENAME: J464/B-202	DATE: 27/08/2020	SCALE @ A1: 1:500